



District Report Card: 2017


State: Haryana	District: Karnal
Class: 3	Subject: Language
Schools: 61	Students: 1226


Participation/Coverage


Students

<div>GENDER</div> <div></div>	Boys		Girls	
	Number	%	Number	%
	509	41.52	717	58.48

<div>AREA</div> <div></div>	Rural		Urban	
	Number	%	Number	%
	1004	81.89	222	18.11

<div>CATEGORY</div> <div></div>	SC		ST		OBC		GEN	
	Number	%	Number	%	Number	%	Number	%
	519	42.33	2	0.16	466	38.01	239	19.49

<div>CWSN</div> <div></div>	LD	VI	HI	S&LD	ID	Oth
	1	18	1	2	3	1

<div>Management</div> <div></div>	Government		Government-aided	
	Number	%	Number	%
	1196	97.55	30	2.45

Average Performance of Students in Language (%)

Overall	Gender		Area		Management		Social Group			
	Male	Female	Rural	Urban	Govt.	Aided	SC	ST	OBC	GEN
54.73	54.00	55.25	53.01	62.52	54.28	72.67	57.03	36.67	54.41	50.52

Performance on Learning Outcomes (LOs)

Learning Outcomes	Description	Average Performance(%)
L304	Reads small texts with comprehension i.e., identifies main ideas, details, sequence and draws conclusions	55.20
L312	Reads printed scripts on the classroom walls: poems, posters, charts etc.	53.80

Range of Performance of Students who Answered Correctly							
Below 30%		30% - 50%		50% - 75%		Above 75%	
Number	%	Number	%	Number	%	Number	%
269	21.94	256	20.88	355	28.96	346	28.22

Lowest Performing Learning Outcomes (LOs)

1 - Reads printed scripts on the classroom walls: poems, posters, charts etc. (53.80)

2 - Reads small texts with comprehension i.e., identifies main ideas, details, sequence and draws conclusions (55.20)